



ACTIVITY REPORT 2017

INTERNATIONAL CO-OPERATIVE ALLIANCE MAIN LINES OF ACTION 2017

SUSTAINABLE DEVELOPMENT

The International Co-operative Alliance illustrated the daily contributions of cooperatives to United Nations ambassadors during the International Day of Cooperatives 2017 and became the first global economic player to formally commit to achieving the 17 SDGs (Sustainable Development Goals), showing that cooperatives act together to:

- Reduce poverty
- Ensure food safety and sustainability
- Produce clean energy
- Help refugees and provide essential services to communities
- Create sustainable jobs
- Support gender equality

The partnership signed between the International Co-operative Alliance and the European Commission is a concrete example of combining forces to address our responsibilities on the world stage, particularly in relation to Sustainable Development. Thanks to this partnership we have strengthened our concerted actions in all ICA regions.

ACTION PLAN

In 2017, the President, Monique F. LEROUX, worked with the Board of Directors on an in-depth review of the actions and activities of the International Co-operative Alliance, addressing a number of topics including a review of the financial situation, communication, involvement of primary cooperatives and membership in order to ensure that the actions and priorities of the International Co-operative Alliance remain in line with global issues.

This work was the subject of an action plan that was presented to the regional and sectorial bodies and elicited a series of comments from them.


LEADERSHIP & ECONOMY



The cooperative voice was heard by several international (United Nations) and regional (European Union) institutions and during various forums such as the B20 in Germany.

The International Co-operative Alliance proposed courses of action on employability, small and medium-sized enterprises, health, education, digital economy, sustainable development and trade and promoted the co-operative model among international political and economic leaders.

H I G H L I G H T S 2017





São Paulo, Brazil

8 march 2017

Board of Directors Meeting



Sofia, Bulgaria

5 july 2017

Board of Directors Meeting

During this meeting Charles Gould announced his intention to retire.

13 to 17 November 2017

● **Board of Directors Meeting**

● **Global conference:**

“Cooperatives: putting people at the centre of development”

The conference saw some 1,500 people participate, including 500 from Malaysia and 300 staff members and volunteers from ANGKASA (Malaysian National Co-operative Movement). The global conference met the criteria for geographic distribution, gender equality and balance of young people.

● **Elective General Assembly:**

172 member organisations from 66 countries were present or represented at the General Assembly.

At the General Assembly Ariel Guarco was elected as head of the International Co-operative Alliance.

The new Board of Directors is composed as follows:

Vice presidents:

- Stanley Charles MUCHIRI – AFRICA
- Ramón Imperial ZÚÑIGA - AMERICAS
- LI Chunsheng – ASIA PACIFIC
- Jean-Louis BANCEL - EUROPE

The members of the Board of Directors for the 2017-2021 term are:

1. Aditya YADAV – India
2. Toru NAKAYA – Japan
3. Martin LOWERY – United States
4. Alexandra WILSON – Canada
5. Carlo SCARZANELLA – Italy
6. Onofre Cezario DE SOUZA FILHO – Brazil
7. Ben REID – United Kingdom
8. Kamarudin ISMAIL – Malaysia
9. Anders LAGO – Sweden
10. Gregory WALL – Australia
11. Marjaana SAARIKOSKI – Finland
12. Florence RAINEIX – France
13. Kok Kwong KWEK – Singapore
14. Susanne WESTHAUSEN – Denmark
15. Om Devi MALLA – Nepal

● **First Board of Directors meeting for the 2017-2021 term.**

At this meeting, the decision was taken to establish a committee to find a new Director General before the retirement of Charles Gould in March 2018.



The inspiring force of cooperative principles and values is the basis for achieving our goals.

We must defend our style of life, our solidarity, our way of shaping the economy for development. For this, we must integrate to demonstrate that another world is possible.

It is not enough to say that we have principles and values, but we must not forget them either.

We are the only economic model that pursues economic actions based on mutual aid, responsibility, solidarity, equity, equality and democracy. We do not do social responsibility while pursuing profit. We put the people in the first place and this is the reason why we exist. We exercise social responsibility as something inherent to our business.

Ariel Guarco

2017 FINANCIAL RESULTS

IN EUR	2017	2016
AFRICA *	45.710	-117.391
AMERICAS *	-6.136	69.676
ASIA & PACIFIC*	70.920	117.763
GLOBAL OFFICE *	208.899	148.890
ALLIANCE CONSOLIDATED	323.924	283.888
COOPERATIVES EUROPE	97.537	-91.851
50 % DOTCOOP ALLIANCE	94.615	137.137
TOTAL	516.076	329.174

* Before Consolidation

ALLIANCE CONSOLIDATED BALANCE SHEET ⁽¹⁾

Assets in EUR	2017
Tangible fixed assets	70.914
Financial fixed assets	127.594
Amounts receivable within one year	3.066.176
Current investments	109.785
Cash at bank and in hand	3.823.876
Deferred charges and accrued income	301.830
	7.500.175

Liabilities in EUR	2017
Equity	1.045.154
Provisions	-
Amounts payable after more than one year	-
Amounts payable within one year	3.610.444
Accrued charges and deferred income	2.844.577
	7.500.175

(1) Consisting of Global Office (Brussels) and the Africa, Americas, Asia & Pacific Regions

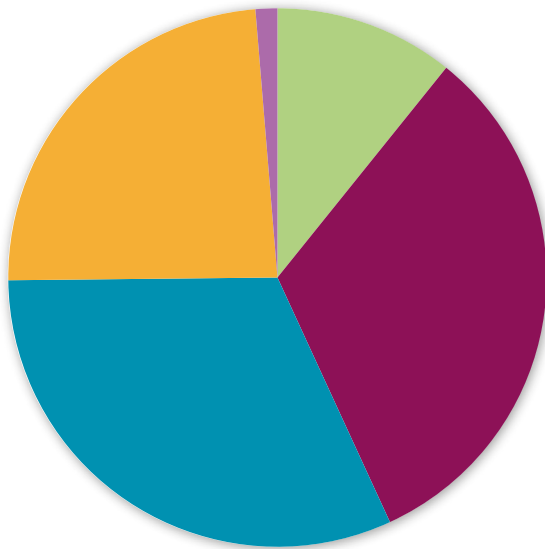
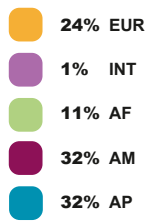
ALLIANCE CONSOLIDATED PROFIT & LOSS STATEMENT ⁽¹⁾

IN EUR	2017	2016
Meetings and Sales of services	685.566	306.485
Contributions and grants	4.266.921	4.234.703
Other operating income	428.612	381.869
Total income	5.381.099	4.923.057
Redistribution and support regions	-929.383	-795.779
Services and others goods	-1.913.821	-1.949.520
Remuneration, social security costs and pensions	-2.056.601	-1.877.450
Depreciation on tangible fixed asset	-39.239	-14.416
Amounts written down on trade debts	-20.078	-61.202
Other operating charges	-85.024	-61.114
Total expenses	-5.044.146	-4.759.481
Operating result	336.953	163.576
Financial result	-8.795	115.286
Extraordinary result	-4.234	5.026
Net result	323.924	283.888

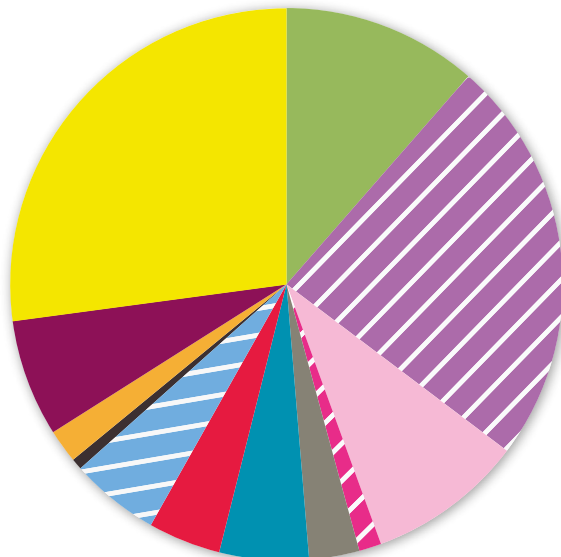
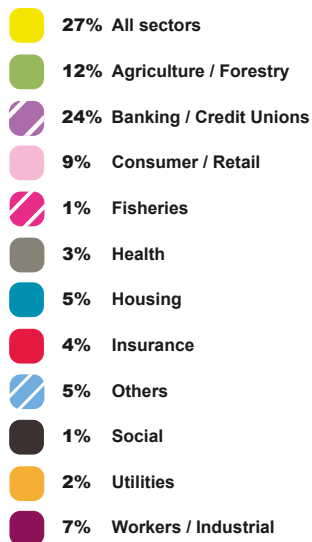
(1) Consisting of Global Office (Brussels) and the Africa, Americas, Asia & Pacific Regions

KEY FIGURES

MEMBERS PER REGION IN %

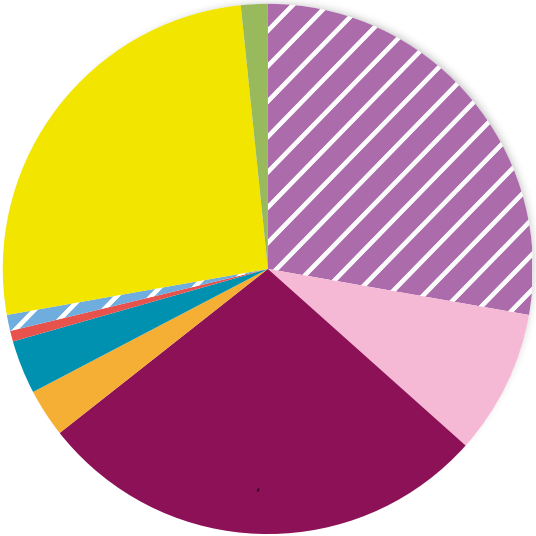


MEMBERS SECTORS IN %



MEMBER STRUCTURES IN %

- 26% Regional or Sectoral Federation
- 1% Supranational
- 28% Apex/National Federation
- 9% Co-op Promoter/Supporter
- 28% Co-operative
- 3% Co-operative Group
- 3% Education/Research
- 1% Mutual
- 1% Owned/Controlled by Co-ops





ica@ica.coop
+32 (2) 743 10 30
Avenue Milcamps 105
1030 Brussels, Belgium
www.ica.coop